

W Collection

Bring Your Culinary
Workshop to Life



Whirlpool

W Collection

The Ultimate in Oven Technology



Built-in Multi-Function Ovens

73L 6TH SENSE Pyrolytic Oven with MultiSense Probe

W9 OM2M2PBLAUS



W x H x D | 595 x 595 x 564mm
Cutout — W x H x D | 560 x 585 x 550mm

- 6TH SENSE Technology
- Pyrolytic Cleaning
- MultiSense Probe
- Cook4
- Up to 60 Recipes
- Ready2Cook



73L 6TH SENSE Pyrolytic Oven

W7 OM44S1PBLAUS



W x H x D | 595 x 595 x 564mm
Cutout — W x H x D | 560 x 585 x 550mm

- 6TH SENSE Technology
- Pyrolytic Cleaning
- Cook4
- Up to 40 Recipes
- Soft Closing
- Ready2Cook



71L Flexi Clean Oven

W4 OMK58RU1BA



W x H x D | 595 x 595 x 570mm
Cutout — W x H x D | 560 x 585 x 560mm

- Pyrolytic/Smart Clean
- Cook3
- Telescopic Rail
- Fan Forced Air System
- Maxi Cooking
- Push-Push Knobs



71L Smart Clean Oven

W4 OMK38HU0BA



W x H x D | 595 x 595 x 570mm
Cutout — W x H x D | 560 x 585 x 560mm

- Smart Clean
- Cook3
- Fan Forced Air System
- Turbo Grill
- Defrost
- Push-Push Knobs



71L Pyrolytic Oven

AKP3840PIXAUS



W x H x D | 595 x 595 x 551mm
Cutout — W x H x D | 560 x 585 x 560mm

- Pyrolytic Cleaning
- Cook3
- 10 Multi-Functions
- Triple Layer Glass Door
- Input: 13AMP/16AMP



6TH SENSE TECHNOLOGY

Intelligent sensors with step-by-step guidance to master any recipe with up to 60 cooking combinations.



COOK 4

Flexibility to cook up to 4 dishes at the same time without flavours or aroma mixing.



READY2COOK

Uses a powerful convection system that allows to quickly reach the desired temperature without pre-heating the oven.



MULTISENSE PROBE

The self-supporting probe is easy to position, even in fluids and monitors the food temperature in 4 points for perfect homogeneous cooking.



PYROLYTIC CLEANING

High-temperature cycle to burn food residues into ashes, which can then be easily wiped away with a sponge.



ASSISTED DISPLAY

Your personal cooking assistant: guides you step by step for effortless cooking.



Precision Steam

Catering to Everyone's Needs



Pure SteamSense+

100% steam cooking: Preserving the food's natural nutritional value



Assisted SteamSense

Combining steam with heat elements for homogenous results, with less oil or fat than conventional cooking methods



Gentle Steam

Triple the flavor: Retains juiciness in food and gives a crispy exterior



Built-in Combi Steam Ovens



73L 6TH SENSE Oven with Pure SteamSense+

W9 OP2S2HBLAUS

W x H x D | 595 x 595 x 564mm

Cutout — W x H x D | 560 x 585 x 550mm

- 6TH SENSE Technology
- Pure SteamSense+
- Smart Clean
- Cook4
- Up to 60 Recipes
- Ready2Cook



73L 6TH SENSE Pyrolytic Oven with Assisted SteamSense

W7 OSPBLAUS



W x H x D | 595 x 595 x 564mm

Cutout — W x H x D | 560 x 585 x 550mm

- 6TH SENSE Technology
- Pyrolytic Cleaning
- Assisted SteamSense
- Cook4
- Up to 40 Recipes
- Soft Closing



71L Flexi Clean Oven with Gentle Steam

W4 OMSK58RU1SBA



W x H x D | 595 x 595 x 570mm

Cutout — W x H x D | 560 x 585 x 560mm

- Gentle Steam
- Pyrolytic/Smart Clean
- Cook3
- Telescopic Rail
- Maxi Cooking
- Push-Push Knobs



58L Combi Oven with Pure SteamSense+

W3 MS450



W x H x D | 595 x 455 x 556mm

Cutout — W x H x D | 560 x 450 x 560mm

- Pure SteamSense+
- Extra Large Capacity
- Precise Temperature Control
- Wide Temperature Range
- 7 Cook Functions
- Touch Control



29L Smart Clean Oven with Pure SteamSense+

W7 MSBLAUS



W x H x D | 595 x 455 x 516mm

Cutout — W x H x D | 560 x 450 x 550mm

- 6TH SENSE Technology
- Pure SteamSense+
- Smart Clean
- Forced Air Plus Steam
- Up to 40 Recipes
- Child Lock



Freestanding Combi Steam Ovens



32L Combi Steamer Oven

CS2320

W x H x D | 530 x 405 x 457mm

- 3 Hours of Continuous Pure Steam
- Control of Upper & Lower Heat
- Front Ventilation Design



25L Combi Steamer Oven

CS1250

W x H x D | 500 x 330 x 441mm

- 3 Hours of Continuous Pure Steam
- Large Cavity with a Small Footprint
- Control of Upper & Lower Heat



Steam Your Way to Healthier Meals

Master your culinary genius with Microwave Ovens



Built-in Microwave Ovens

40L 6TH SENSE Microwave Oven with Crisp Fry

W9 MW261BLAUS



W x H x D | 595 x 455 x 554mm
Cutout — W x H x D | 560 x 450 x 550mm

- 6TH SENSE Technology
- Crisp Fry
- Steam & Boil
- 40cm Turntable
- Smart Clean
- 16-colour 3.5" Touchscreen

40L 6TH SENSE Microwave Oven with Crisp Fry

W7 MWBLAUS



W x H x D | 595 x 455 x 554mm
Cutout — W x H x D | 560 x 450 x 550mm

- 6TH SENSE Technology
- Crisp Fry
- Steam & Boil
- 40cm Turntable
- Smart Clean
- Full Touch Control

25L Microwave + Grill Oven with Trim Kit

WMF250GSG



W x H x D | 594 x 390 x 379mm
Cutout — W x H x D | 560 x 380 x 540mm

- Quartz Grill
- Jet Defrost
- Warm Keeping
- 12 Automatic Menus
- Auto Clean
- Child Lock

Freestanding Microwave Ovens

29L Convection Microwave

MWP298BSG

W x H x D | 539 x 300 x 516mm

- Air Fry
- Rotisserie
- 304 Preset Recipes
- Keep Warm Function



25L Microwave with Grill

MCP345/BL

W x H x D | 520 x 301 x 425mm (with handle)

- Crisp Cook
- Auto Clean Function
- Bread Defrost
- Auto Menu



30L Solo Microwave

MS3001B

W x H x D | 539 x 300 x 398mm

- 10 Auto Recipes
- Auto Reheat Function
- Keep Warm Function
- Auto Clean Function



25L Solo Microwave

MS2502B

W x H x D | 483 x 284 x 418mm (with handle)

- 7's Chef Menu
- Auto Clean Function
- 8's Auto Soft/Melt Menu
- Defrost Function



Warming Drawer to Keep your Plates Warm

W1114



W x H x D | 595 x 141 x 566mm
Cutout — W x H x D | 560 x 133 x 550mm

- Extended Capacity to 20L
- Temperature Control: 40°C - 75°C
- Push-Push Mechanism
- Max. Total Power: 400W



Built-In Fully Automatic Coffee Machine

ACE102IXL



W x H x D | 595 x 455 x 398mm
Cutout — W x H x D | 560-568 x 450-452 x 545mm

- LCD Touch Control
- iXelium™ Coating
- Bean Container: 200g
- Water Tank: 1.8L



Sip, Savor, and Indulge

Discover energy-efficient performance with Built-in Induction Hobs

Induction technology heats the pan, not the hob, reducing energy dispersion by 10%, and providing perfect cooking results.



The Benefits of Induction Technology



Cooler Kitchen
Less heat dissipation



Time-efficient
Faster food preparation



Safer
No flames or ignition



Easy-to-Clean
Smooth & flat surface



Cost-effective
Reduced energy consumption



6th SENSE Functions

Easily achieve perfect cooking results with 6th SENSE Functions that offers 4 unique pre-set heat level functions.



FlexiCook

Combine two zones with the same heat level across in a single flexible area.



Power Management

Adjustable power level to match your cooking needs



Design & Intuitive Control

Dedicated sliders offering clearly mapped zones



Seamless Installation

Easily install your hob with minimal gap structure and worktop thickness with no extra space needed for front ventilation.

30cm 2 Zone Built-in Induction Hob

WSQ0530NEP

W x H x D | 284 x 54 x 510mm
Cutout —
W x D | 275 x 490mm

- 3600W
- 9 Levels + Booster
- 6th SENSE Functions: Melting/ Boiling
- SCHOTT Ceran Glass
- Power Management: 2.5kW (10A)/ 3.6kW (16A)
- Easy Installation




60cm 3 Zone Built-in Induction Hob

WSB2360BFP

W x H x D | 590 x 54 x 510mm
Cutout —
W x D | 560 x 480mm

- 7200W
- 9 Levels + Booster
- 6th SENSE Functions: Keep Warm/ Melting/Boiling/ Simmering
- SCHOTT Ceran Glass
- Power Management: 2.5kW (10A)/ 4.0kW (16A)/6.0kW (25A)/7.2kW (30A)
- Easy Installation




60cm 4 Zone Built-in Induction Hob

WL S7960 NE

W x H x D | 590 x 54 x 510mm
Cutout —
W x D | 560 x 480mm

- 7200W
- 18 Levels + Booster
- FlexiCook
- 6th SENSE Functions: Keep Warm/ Melting/Boiling/ Simmering
- SCHOTT Ceran Glass
- Power Management: 2.5kW (10A)/ 4.0kW (16A)/6.0kW (25A)/ 7.2kW (30A)



73cm 2 Zone Built-in Induction Hob

IWHL7320SC

W x H x D | 730 x 60 x 430mm
Cutout —
W x D | 660-710 x 390-400mm

- 2800W
- 12 Levels + Booster
- Keep Warm/Stir Fry/Stop&Go Modes
- SCHOTT Ceran Glass
- Child Lock
- Flexi Cut-Out



Discover unmatched performance with Gas Hobs

Made using cutting-edge technology and premium materials, Whirlpool Gas Hobs represent a new level of cooking efficiency



30cm 1-Burner Gas Hob (LPG/TG)

GWG3010LS/TS

W x H x D | 290 x 125 x 515mm

Cutout — W x D | 265 x 490mm

NEW



- High Quality Ceramic Glass (Temperature Resistance of up to 800°C)
- Push & Turn Knob (Automatic Continuous Ignition)
- Click & Lock Support
- Flame Failure Safety Device


30cm 2-Burner Gas Hob (LPG/TG)

GWG3020LS/TS

W x H x D | 290 x 125 x 515mm

Cutout — W x D | 265 x 490mm

NEW



- High Quality Ceramic Glass (Temperature Resistance of up to 800°C)
- Push & Turn Knob (Automatic Continuous Ignition)
- Flame Failure Safety Device

78cm 2-Burner Gas Hob (LPG/TG)

GWG7820LS/TS

W x H x D | 780 x 155 x 450mm

Flexi Cutout — W x H x D | 650-700 x 120 x 350-400mm



- 5.0kW (LPG)/4.3kW (TG) Wok Burner
- Flame Failure Safety Device
- Cast-Iron Pan Support
- Tempered Glass Surface
- Easy Attachment of Burner Cap

78cm 3-Burner Gas Hob (LPG/TG)

GWG7830LS/TS

W x H x D | 780 x 155 x 450mm

Flexi Cutout — W x H x D | 650-700 x 120 x 350-400mm



- 5.0kW (LPG)/4.3kW (TG) Wok Burner
- Flame Failure Safety Device
- Cast-Iron Pan Support
- Tempered Glass Surface
- Easy Attachment of Burner Cap

88cm 3-Burner Gas Hob (LPG/TG)

GWG8830LS/TS

W x H x D | 880 x 155 x 510mm

Flexi Cutout — W x H x D | 685-820 x 120 x 385-450mm



- 5.0kW (LPG)/4.3kW (TG) Wok Burner
- Flame Failure Safety Device
- Cast-Iron Pan Support
- Tempered Glass Surface
- Easy Attachment of Burner Cap

Breathe easy with Power of Hoods

Ultra-slim front panels for better aesthetics & higher extraction rates of up to 1200 m³/hr for better air flow



Anti-Odor
Charcoal Filter



Aluminum
Grease Filter



Top-Class
Extraction Rate



High-Grade
SS430

90 cm Auto Clean T-Box Hood

WT9BTABC



W x H x D | 900 x 450-830 x 505mm

- Heat Auto Clean
- Invisible Oil Cup
- 1200m³/hr High Extraction Power
- Duct-out or Recirculation Installation

90cm Auto Clean T-Box Hood

WT9BTAS



W x H x D | 900 x 450-830 x 505mm

- Heat Auto Clean
- Invisible Oil Cup
- 1200m³/hr High Extraction Power
- Duct-out or Recirculation Installation

90cm Compact Hood

WCO9FTS



W x H x D | 900 x 120 x 424mm

- High Quality Filters
- Top Class Extraction Rate
- LED Sensor Touch Control
- Duct-out or Recirculation Installation



60cm Compact Hood

WCO6FMS



W x H x D | 600 x 120 x 420mm

- High Quality Filters
- Top Class Extraction Rate
- Mechanical Button Control
- Duct-out or Recirculation Installation

Bring excellence to your homes

A Refreshing Culinary Experience with Whirlpool Refrigerator and Wine Cooler



Wine Cooler

48 Bottles Wine Cooler

ARC1501

W x H x D | 595 x 820 x 562mm

- Anti-vibration Design
- Anti-freeze Configuration
- Interchangeable Door Hinge^
- Low Thermal Emissivity Glass
- Flushed Door Design
- Adaptable for Freestanding & Built-in



Low Thermal Emissivity Glass



Special coating blocks infrared and UV sunlight, providing protection against 75% UV

Compressor Cooling System



20-30% faster. Keeps the internal temperature stable to ensure optimum condition

Constant Temperature Control



Adjust the appropriate temperature according to the type of wines stored, from 5-18°C



27 Bottles Wine Cooler

ARC1401

W x H x D | 380 x 820 x 562mm

- Anti-vibration Design
- Compressor Cooling System
- Interchangeable Door Hinge^

- Low Thermal Emissivity Glass
- Flushed Door Design
- Adaptable for Freestanding & Built-in

Refrigerator

FreshBox+



Allows you to set the perfect level of humidity for any stored produce, keeping them fresh for up to 15 days*
*Based on internal test conditions with specific humidity and temperature conditions, & conducted on fruits and vegetables.

6TH SENSE



Automatically adjusts refrigerator's temp. & maintains it at levels ideal for optimal storage conditions

Easy Installation



Sleek design and easy installation method enables it to integrate smoothly into your kitchen layout



250L Built-In Fridge Freezer

WHC18T311HK

W x H x D | 540 x 1770 x 545mm

- 6TH SENSE Fresh Control
- ZEN Inverter Technology
- Fresh Box with Humidity Control
- Easy Access Tray
- Fast Freezing
- Reversible Door



NEW

COMING SOON

594L French Door Bottom Freezer

5WQ24NIQABK

W x H x D | 909 x 1874 x 698mm

- 6TH SENSE Fresh Lock
- 6TH SENSE Freeze Lock
- Flexi Freeze
- ZEN Inverter Technology
- Total No Frost
- Fast Freezing



292L Bottom Mount Freezer Refrigerator

WF2B290RBSG

W x H x D | 595 x 1785 x 590mm

- ZEN Inverter Technology
- Fast Freezing
- LED Lighting
- Spill-proof Tempered Glass Shelves
- Interchangeable Door Hinge
- Multi Air Flow
- Total No Frost



NEW

COMING SOON

594L French Door Bottom Freezer

5WQ24NIQAS

W x H x D | 905 x 1874 x 690mm

- 6TH SENSE Fresh Lock
- 6TH SENSE Freeze Lock
- Flexi Freeze
- ZEN Inverter Technology
- Total No Frost
- Fast Freezing



326L Top Mount Freezer Refrigerator

WF2T325RBSG

W x H x D | 595 x 1696 x 650mm

- ZEN Inverter Technology
- Slim Design
- LED Lighting
- Spill-proof Tempered Glass Shelves
- Interchangeable Door Hinge
- Multi Air Flow



Breathe Easy with Dehumidifier

Effective moisture management for a healthier home



Air Purifier Ionizer



Independent Laundry Mode



6L Water Tank



Puri-Pro



20L Dehumidifier

DS202NF

W x H x D | 400 x 590 x 175mm

- 6L Water Tank
- Ionizer
- Independent Laundry Mode
- IP21 Design
- Nano Silver Coating Pre-filter



24L Puri-Pro Dehumidifier

DS242HEHK

W x H x D | 400 x 590 x 190mm

- 2-in-1 Dehumidification & Air Purification
- 5 levels of filtration, antibacterial efficiency up to 99.99**
- 6L Water Tank
- Ionizer
- Independent Laundry Mode
- IP21 Design



*Test results by an independent third party. Filters are to be installed separately.



Multi-function filters for multi-protection


1 Pre-filter with silver nanoparticles

2 All-round antibacterial coating

3 HEPA filter

4 Activated carbon filter

5 Negative ion purifier




Unlock your kitchen brilliance with Maxi Space Dishwasher



PowerClean Pro⁶

+30%¹ extra space & +60%² extra water pressure



Maxi-Tub

+10% extra loading space, offers you greater ease to fit all your soiled dishes



Natural Dry

Ensures 40% more energy saving³ and 99% better drying⁴ results



6th SENSE Technology

Automatically senses and optimises cycles for perfect performance



Modular 3rd Rack⁷

Easy loading of tall items on the upper rack



Anti-Bacterial

Eliminates up to 99,999 bacteria⁵



Touch Console



Water/Energy Efficiency



Super Silence



60cm 14 Place Setting Fully Integrated Dishwasher

W8I HP42 L UK

W x H x D | 598mm x 820mm x 555mm




- SpaceClean 3rd Rack
- Three-Layer Spray Arm
- Light Reminder
- Flexible Upper Rack




60cm 15 Place Setting Free-standing Dishwasher

WDFS3L5PBSSG (Charcoal Black)
W x H x D | 600 x 850 x 590mm



60cm 15 Place Setting Free-standing Dishwasher

WDFS3L5PIXSG (Starlight Silver)
W x H x D | 600 x 850 x 590mm



60cm 14 Place Setting Free-standing Dishwasher

WDFS3R4NWESG (Glacier White)
W x H x D | 600 x 850 x 590mm



¹Calculated vs models without PowerClean Pro solution. | ²Calculated with PowerClean Pro activated vs not activated. | ³Calculated with NaturalDry activated vs deactivated for Eco program. | ⁴Average drying performance of models with NaturalDry vs without. | ⁵Tested by VIDE Prüf- und Zertifizierungsinstitut GmbH. | ⁶Power Clean Pro feature not available in WDFS3R4NWESG | ⁷Modular 3rd Rack feature not available in WDFS3R4NWESG and W8I HP42 LUK

Photos are for illustration purposes only.



SUPREME TWIN

Premium sanitization and laundry care solution



Perfect Match



Wash and Dry



Supreme Silence



10.5kg Washer, 1400rpm

FWMD10512GW

W x H x D | 595 x 845 x 605mm

- 6TH SENSE Technology
- Steam Refresh in 25 mins
- Express Wash in 45mins for Full Load
- ZEN Direct Drive Inverter
- Over 22 In-built Cycles
- Eliminates up to 99.99% Bacteria, Virus & Allergens with Sanitize Program



Hybrid Steam OxyCare eliminates 99.99% bacteria and allergens



Sterilize with Oxy Refresh program



Stain Wash feature effectively removes 100+ stains



FreshCare⁺ keeps laundry fresh and wrinkle-free for 6 hours

SupremeCare Dryer



9kg Auto Clean Heat Pump Dryer

HWMB9002GW

W x H x D | 595 x 849 x 656mm

- 6TH SENSE Technology
- 6 Hours Freshcare⁺
- Smooth Out Creases in 20mins
- Duo Filter
- Inverter
- SoftMove



FREE

Wpro Universal Stacking Kit KCL103 (Worth \$110)



Auto Condenser Cleaning for peak drying performance



6TH SENSE 3Dry airflow for efficient and even drying



22 in-built cycles for customized fabric care



Easy Ironing Cycle for effortless wrinkle removal

Enhancing laundry experience with Ultimate Washing Performance

Hybrid steam OxyCare, the pioneering combination of oxygen and steam, eliminates up to 99.99% of bacteria & dust mites



Supreme **OxyCare**



Eliminates up to 99.99% of Bacteria and Allergens



10.5kg Washer, 1400rpm

FWMD10502GG
W x H x D | 595 x 845 x 605mm

- 6TH SENSE Technology
- Hybrid Steam OxyCare
- Allergy Care
- ZEN Direct Drive Inverter
- 25 Stains Removal
- 6 Hours Final Care



Protect Your Loved Ones with the Sanitize Wash Program



8kg Washer, 1200rpm

FWEB8002GG
W x H x D | 600 x 850 x 599mm


- Allergy Care
- Sanitize Wash
- High Temperature Drum Sterilization
- Time Wash
- ZEN Inverter
- 8 Hours Wrinkle-Free



9kg Washer, 1400rpm

FWEB9002GW
W x H x D | 600 x 850 x 599mm


- Allergy Care
- Sanitize Wash
- High Temperature Drum Sterilization
- Time Wash
- ZEN Inverter
- 8 Hours Wrinkle-Free



9kg Washer, 1400rpm

FWEB9002GG
W x H x D | 600 x 850 x 599mm

- Allergy Care
- Sanitize Wash
- High Temperature Drum Sterilization
- Time Wash
- ZEN Inverter
- 8 Hours Wrinkle-Free



10.5kg Washer, 1400rpm

FWMD10502GW
W x H x D | 595 x 845 x 605mm

- 6TH SENSE Technology
- Hybrid Steam OxyCare
- Allergy Care
- ZEN Direct Drive Inverter
- 25 Stains Removal
- 6 Hours Final Care



Complete Hygiene for Everyday Living



10.5kg Washer, 1400rpm

FWEB10502GW
W x H x D | 600 x 850 x 635mm

- Allergy Care
- Sanitize Wash
- High Temperature Drum Sterilization
- Time Wash
- ZEN Inverter
- 8 Hours Wrinkle-Free



10.5kg Washer, 1400rpm

FWEB10502GG
W x H x D | 600 x 850 x 635mm

- Allergy Care
- Sanitize Wash
- High Temperature Drum Sterilization
- Time Wash
- ZEN Inverter
- 8 Hours Wrinkle-Free



Clean and fresh smelling laundry with every wash



9kg Washer, 1200rpm

FWG91284W
W x H x D | 595 x 845 x 630mm

- 6TH SENSE Technology
- 6 Hours Steam FreshCare+
- SENSE Inverter
- Clean+



Reimagine your laundry days with Faster, Quieter Performance



Wash & Dry in 60 Minutes



Add Clothes During Wash Cycle




Dual Drying Modes for Convenience



SaniCare Washer-Dryer



Effortless and Hygienic
Laundry Care



Eliminates 99.9% of bacteria



Wash & dry in 60 minutes



90°C Drum Clean Program

11/7kg Washer-Dryer, 1400rpm

WWEB11702GG

W x H x D | 600 x 850 x 635mm

- Wash & Dry 60'
- Sanitize Wash
- High Temperature Drum Sterilization
- Air Care Lifter
- Antimicrobial Drawer and Bellow



8/5kg Washer-Dryer, 1400rpm

WWEB8502GW

W x H x D | 600 x 850 x 599mm

- Wash & Dry 60'
- Sanitize Wash
- High Temperature Drum Sterilization
- Antimicrobial Drawer and Bellow



PureCare+ Washer Dryer Series

Removes Tough Stains with Minimal
Pre-Scrubbing and Soaking



Removes 30+ types*
of stains



Flexible installation
Free-standing or Built-under



Prevents 99%*
bacteria growth



8/5kg Washer-Dryer, 1400rpm

WRAL85411

W x H x D | 600 x 820 x 560mm

- 6th SENSE Technology
- PureCare+
- Color 15° Option
- Antimicrobial Detergent Drawer & Bellow
- Built-under Cabinet Installation, 820mm Height



Retains colors through
the 15°C cold wash



For a hassle-free,
efficient, and hygienic
laundry experience



Innovative technology for superior Drying Performance

Whirlpool's proprietary Auto Clean technology cleans the condenser filter during every cycle, guaranteeing perfect drying results



100% Freshness even if you forget to unload

6 hours

Prevents bacterial growth for up to 6 hours

Auto-detects the load to reduce energy consumption

Customized drum movements for a tailored garment care

US Professional Series

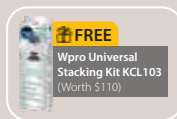
Unmatched performance with optimal energy savings



9kg FreshCare+ Heat Pump Dryer

HWFB9002GW
W x H x D | 595 x 849 x 649mm

- Freshcare+
- Dual Filter System
- Easy Cleaning Filter
- 6TH SENSE Technology
- Softmove



8kg FreshCare+ Heat Pump Dryer

HFCX80410
W x H x D | 595 x 849 x 649mm

- Freshcare+
- Dual Filter System
- Easy Cleaning Filter
- 6TH SENSE Technology
- Softmove



15kg Professional Dryer

3LWED4815FW
W x H x D | 737 x 1118 x 717mm

- Timed Dry
- Wrinkle Shield
- Heavy Duty Cycle
- AutoDry Drying System
- Required Power: 20 AMP



Experience laundry excellence with Top-Load Washers

Designed to deliver exceptional cleaning power, noiseless operation, and optimal drying efficiency



Engineered for peak efficiency and unmatched performance



13kg SonicClean Top Load Washer

VWED1302GG
W x H x D | 601 x 1010 x 626mm

- Ultrasonic Clean
- ZEN DD motor
- All-round antiseptic protection
- Wash+AirDry
- 6TH SENSE AutoStart



Designed to effectively remove 15 daily stains

NEW



COMING SOON 9.5kg Top-Load Washer

VEMC95821
W x H x D | 540 x 940 x 555mm

- Rinse Plus
- Power Dissolve
- Combined Pump Design
- ZEN Direct Drive Motor
- StainWash - 15 Stains Removal



10.5kg Top-Load Washer

VWVD10512GG
W x H x D | 570 x 965 x 592mm

- Rinse Plus
- Bionic Hand Wash
- 6TH SENSE Technology
- ZEN Direct Drive Motor
- StainWash - 15 Stains Removal



9.5kg Top-Load Washer

VWVD9512GG
W x H x D | 540 x 940 x 563mm

- Rinse Plus
- Bionic Hand Wash
- 6TH SENSE Technology
- ZEN Direct Drive Motor
- StainWash - 15 Stains Removal



US Professional Series

Unmatched performance with optimal energy savings



15kg Top-Load Washer

3LWTW4815FW
W x H x D | 687 x 1067 x 648mm

- Quick Wash
- Lid Lock Convenience
- 6TH SENSE Technology
- HE Agitator with Fabric Softener Dispenser



StainWash Washer

Removes 12 common stains effortlessly, offering gentle but thorough cleaning



9kg Top-Load Washer

WVFC900AJGR
W x H x D | 540 x 940 x 563mm

- Tub Clean
- Express Wash
- Soft Closing Lid
- 6TH SENSE Technology
- StainWash - 12 Stains Removal



Whirlpool

American Home Appliances Brand

Trusted Worldwide for Over 112 Years

